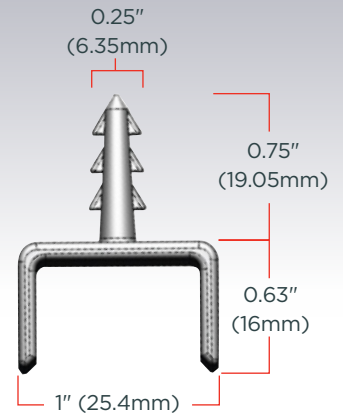




Insulation Spacer

PPS



PRODUCT DESCRIPTION

The Integrity Products Insulation Spacer allows you to create a non-contact insulation system by creating a unified and consistent air gap between the insulation and process pipe. The principle of this is to help mitigate the risk Corrosion Under Insulation (CUI) by creating an air gap so that any water or moisture ingress is not held in direct contact with the process pipe by the insulation. Made from a flame-resistant, non-combustible Polyphenylene Sulfide (PPS) the Integrity Products Insulation Spacer works with most types of insulation and in various applications.

PRODUCT APPLICATION

To optimize pipe and equipment protection the Integrity Insulation Spacer installs at each end of each insulation piece to form a unified and consistent air gap between the insulation and the process pipe. The Integrity Insulation Spacer is easy to install and does not require the use of any tools. The product works on all sizes and in all applications including straight pipe, horizontal & vertical, piping junctions, tanks and vessels. Used in conjunction with Integrity Drainplugs any water or moisture is then able to drain from the system.

MATERIAL SPECIFICATIONS

MATERIAL(S)

Polyphenylene Sulfide Black (PPS)

WEATHER RESISTANCE

Excellent

CHEMICAL RESISTANCE

Excellent

COLOUR

Black

UV RESISTANCE

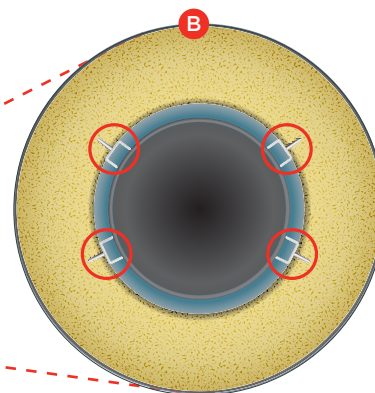

Excellent

MAXIMUM OPERATING TEMP.

250°C | 482°F

INSTALLATION

To install the Insulation Spacer simply push firmly into the insulation to the full depth of the insulation anchor. As a minimum they should be installed at the 2, 4, 8 and 10 o'clock positions and this frequency should increase with the pipe/insulation size as allowable.



- A** recommended install at the end of each piece of insulation
- B** install at minimum in the 2, 4, 8 & 10 o'clock positions